



HYDROTAP G5 BC CLASSIC PLUS CHROME



BOILING



CHILLED

FILTERED

Order Code H55784Z00AU

Zip HydroTap Classic Plus Boiling, Chilled, Filtered water features simple, intuitive controls including continuous flow to fill bottles, Boiling water safety lock, and SteriTouch® antimicrobial protection impregnated within the new Classic Plus touch-pad for enhanced hygiene. The water system features a single under bench command centre including full colour interactive touch screen display with pin code protection and customisable settings including 2 boiling water safety modes, 3 energy saving modes including ON/OFF timers and sensor activated 'sleep when it's dark', 'Quiet' mode with automated intelligent fan speed adjustment, SteriTouch® antimicrobial protection impregnated into key water paths for enhanced hygiene, 100% water efficient air cooled technology, and 0.2 micron water filtration.



Manufacturing Code H55784Z00AU

Capacity Residential

Tap Zip HydroTap CLASSIC PLUS Tap (Chrome)

Water Pressure Min 170kPa - Max 700kPa

Water Connection 1/2" BSP (G1/2)

Water Supply Requirements Cold

Water Valves Integrated 500kPa Pressure limiting valve and Dual Check Valve

Power Rating 1.44kW 220-240V 50Hz

Power Supply 1 x 10 Amp socket outlet

Dimensions W280mm x D455mm x D333mm

Product Approvals WaterMark, RCM, ARC

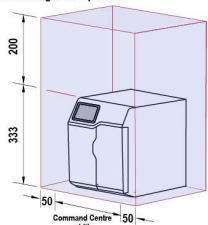
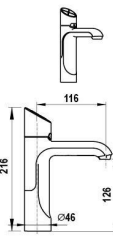
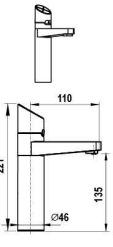
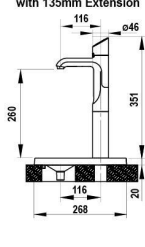
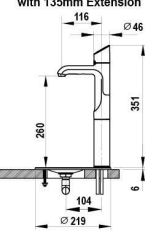
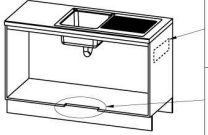
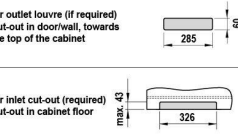

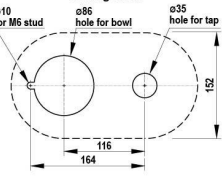
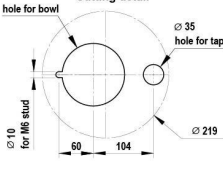
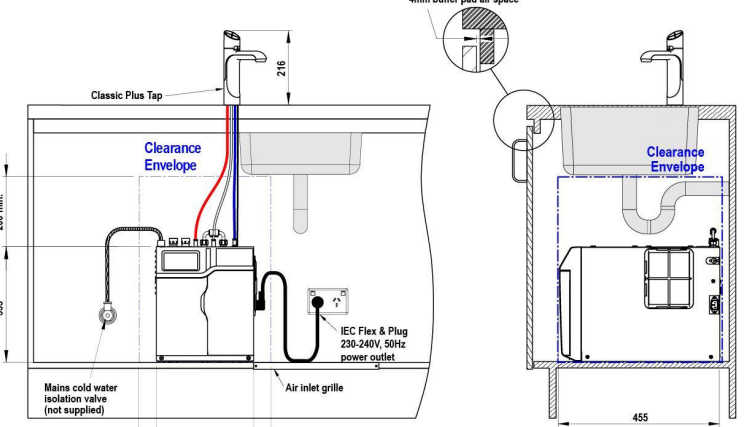
Warranty 5 years (appliance warranty 36 months plus additional 24 months tank warranty)

Installation Requirements

'1. Installation and connection of your Zip HydroTap must be carried out by a qualified person, observing national and local regulations. 2. You will require suitable mains electrical and drinking water connections, plus waste water drainage all within 1.5 metres of the product. 3. HydroTap is air-cooled so discrete cabinetry cut-outs are required for ventilation. 4. Installation on most bench tops is straightforward however some stone bench tops may require a specialised cutting service. 5. If you live in a hard water area, we recommend installation of a Zip scale filtration kit. 6. Installation by Zip Professional Service can be arranged with a phone call or through www.zipwater.com'

Installation Detail

BKL2 HydroTap G5 v1 08 02 21 BC BC20

Ventilation requirements <small>Contact your local service provider if ventilation is not suitable</small>		HydroTap Tap options	Font options	
Clearance envelope Position the Tap and the Command Centre as close together as possible. 		Classic Plus  Elite Plus 	Raised Font with 135mm Extension 	Font with 135mm Extension 
 <p>Air outlet louvre (if required) Cut-out in door/wall, towards the top of the cabinet</p>	 <p>Air inlet cut-out (required) Cut-out in cabinet floor</p>	Tap Positioning Position the Tap to dispense into the sink, allowing clearance for a cup or teapot. Alternatively, mount the HydroTap Tap on a Font (available as an accessory). 35mm hole for HydroTap Tap 	Cutting detail 108 hole for bowl, 35 hole for tap, 10 for M6 stud, 86 hole for bowl, 35 hole for tap, 164 width, 152 height. 	Cutting detail 108 hole for bowl, 35 hole for tap, 10 for M6 stud, 104 width, 60 height, 219 diameter. 
				
<p>SCALE 1:5 ALL DIMENSIONS IN MM UNLESS OTHERWISE SPECIFIED. INSTALLATION DIAGRAMS ARE FOR ILLUSTRATIVE PURPOSES ONLY. HOSES ARE NOT SHOWN TO SCALE AND CANNOT BE LENGTHENED.</p>				

**HydroTap G5
BC Home, BC20**

shown with "Classic Plus" Tap